



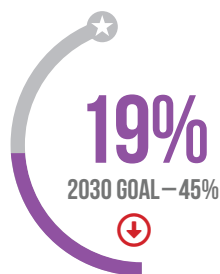
ARIZONA EDUCATION PROGRESS METER

An excellent education for EVERY student EVERY step of the way.

The success of every student is vital to our state’s economic prosperity, quality of life and civic health. We must close the opportunity gaps that leave so many behind, increase educational attainment overall and prepare a highly skilled workforce.

WHERE WE STAND TODAY

QUALITY EARLY LEARNING



Percent of 3- and 4-year-old children that are in quality early learning settings.

3RD GRADE READING



Percent of 3rd grade students who scored proficient or highly proficient on the AzMERIT English language arts assessment.

8TH GRADE MATH



Percent of 8th grade students who are prepared to be successful in high school math.

HIGH SCHOOL GRADUATION



Percent of high school students who graduate in 4 years.

OPPORTUNITY YOUTH



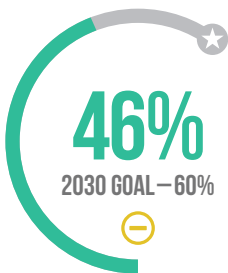
Percent of 16-24 year olds NOT going to school or working.

POST HIGH SCHOOL ENROLLMENT



Percent of high school graduates enrolled in postsecondary education the semester after graduating high school.

ATTAINMENT



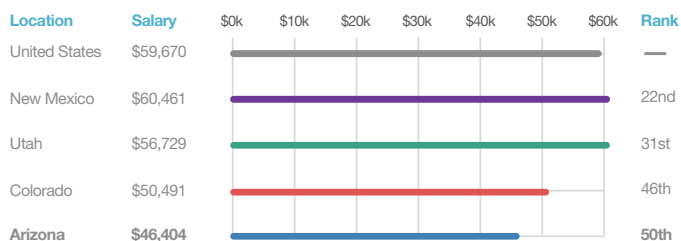
Percent of Arizona residents age 25-64 who have completed a 2- or 4-year degree or received an industry certificate.



FEW THINGS HAVE GREATER IMPACT THAN A HIGHLY EFFECTIVE EDUCATOR IN EVERY CLASSROOM.

To reach the goals outlined in the Arizona Education Progress Meter we must address issues related to teacher recruitment and retention.

ELEMENTARY SCHOOL TEACHERS

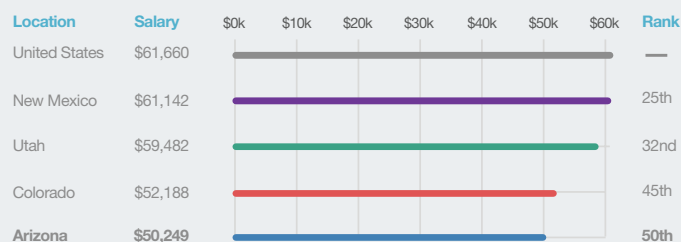


ARIZONA RANKS

50TH

Goal – Reach National Median by 2022

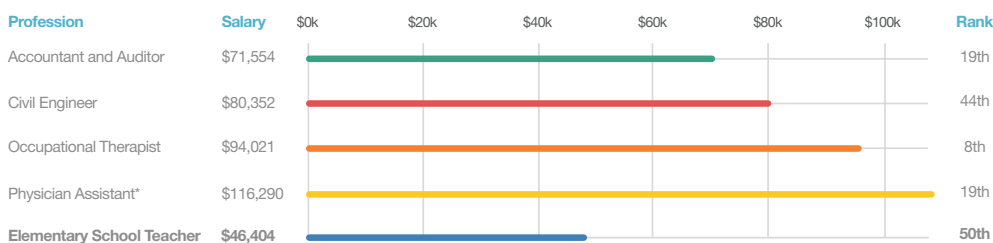
SECONDARY SCHOOL TEACHERS



ARIZONA RANKS

50TH

COMPARABLE PROFESSIONS



CURRENT DATA SOURCES

Quality Early Learning:

First Things First, Arizona Department of Education, Arizona Department of Economic Security, Oct. 1, 2019 to Sept. 30, 2020. U.S. Census Bureau, American Community Survey 1-year estimates, 2019.

8th Grade Math:

Arizona Department of Education, 2019 AzMERIT results. (Students passing the 8th grade AzMERIT assessment, Algebra I end of course test, Geometry end of course test, or Algebra II end of course test.)

Attainment:

2019, 1-Year Public Use Microdata Series Person File for Arizona, from U.S. Census Bureau. Current Population Survey, 2019

Opportunity Youth:

2019, 1-Year Public Use Microdata Series Person File for Arizona, from U.S. Census Bureau.

3rd Grade Reading:

Arizona Department of Education, 2019 AzMERIT results.

Post High School Enrollment:

National Student Clearinghouse via Arizona Board of Regents, 2018-19. National Center for Education Statistics, 2017-18.

High School Graduation:

Arizona Department of Education, 2019 Graduation Rate Report.

Teacher Pay:

Bureau of Labor Statistics, Occupational Employment Statistics, 2019. Bureau of Economic Analysis, Regional Price Parities, 2018. Adjusted for cost of living by Morrison Institute for Public Policy at ASU.*

*Current figures for median elementary teacher pay based on source data: Arizona: \$46,404 United States: \$59,670

Recent pay increases for Arizona's teachers are not reflected in this analysis as the data for this metric from the Bureau of Labor Statistics are an aggregate of six semi-annual surveys from November 2016 through May 2019 which does not include any salary information from FY20 (July 2019–June 2020). While this prevents researchers from identifying rapid increases in pay such as those expected in Arizona, it allows us to compare Arizona with the rest of the states and the national median pay.